

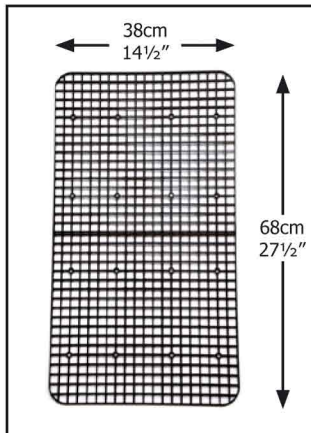


Netfloat – Protection for Fish Ponds


Protects your fish from herons, cats & other predators

The larger Netfloat below is easier to install and will fit any shaped pond particularly large ponds


One pack of 10 net mats covers approx: 3.5 linear metres (11 feet) of the pond perimeter when laid out as shown.



Lay the first Netfloat mat in pond lengthwise towards the centre of the pond. No pins required for the first mat.



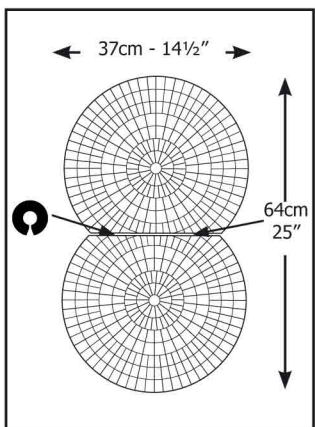
Second mat - insert two pins top and bottom. With the pins facing down slightly overlay to form shape of pond and place over the first mat using any of the squares in the mat.



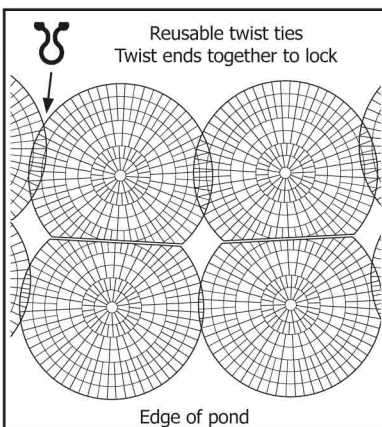
Connecting pins ready to attach to the next floating mat.

The smaller Netfloat below is more suitable for smaller ponds

One pack of 20 rings covers approx: 3.5 linear metres (11 feet) of pond perimeter when laid out 2 rings deep as below.



Join rings in pairs before placing in pond using joining rings as indicated.



Slightly overlay each pair to form shape of pond and secure with the twist ties.



Rings can be cut out for plants or other obstacles.